

S.Subramanian.B.Sc., F.C.A.,
Chartered Accountant.



AUDIT REPORT


We have audited the Receipts and Payments Account & Income and Expenditure Account of 'PES COLLEGE OF SCIENCE, ARTS & COMMERCE (DEGREE), MANDYA', for the year ended 31st March 2020.

The Receipts and Payments Account & Income and Expenditure Account dealt with by the report are in agreement with the books of accounts maintained.

In our opinion and to the best of our information and according to the explanations given to us, the said accounts show a true and fair view - -

- i) In case of Income and Expenditure Account of the Excess of Income over Expenditure for the year ended on that date.

Place: Mandya.
Date: 01.09.2020.



ಶ್ರೀಮನ್ಮಾನ್ಯರ
 ಪ್ರಾಚಾರ್ಯರು / ಕಾಲೇಜಿನ ಅಧ್ಯಕ್ಷರು
 ಪಿ. ಎಸ್. ಕಾಲೇಜ್ ಆಫ್ ಸೈನ್ಸ್, ಆರ್ಟ್ಸ್ & ಕಾಮರ್ಸ್
 ಸಿಟಿ, ಮಂಡ್ಯ ಜಿಲ್ಲೆ, ಕರ್ನಾಟಕ ರಾಜ್ಯ
 ಸರ್ಕಾರಿ ಕಾಲೇಜ್ ಆಫ್ ಸೈನ್ಸ್, ಆರ್ಟ್ಸ್ & ಕಾಮರ್ಸ್
 ಮಂಡ್ಯ ಜಿಲ್ಲೆ, ಕರ್ನಾಟಕ ರಾಜ್ಯ

10.10.2020
 ಪ್ರಾಚಾರ್ಯರು
 ಪಿ. ಎಸ್. ಕಾಲೇಜ್ ಆಫ್ ಸೈನ್ಸ್, ಆರ್ಟ್ಸ್ & ಕಾಮರ್ಸ್
 ಸಿಟಿ, ಮಂಡ್ಯ ಜಿಲ್ಲೆ, ಕರ್ನಾಟಕ ರಾಜ್ಯ

**P.E.S. COLLEGE OF SCIENCE, ARTS & COMMERCE
MANDYA**

RECEIPTS & PAYMENTS ACCOUNT FOR THE YEAR ENDED 31.03.2020

RECEIPTS	Rs	PAYMENTS	Rs
To Balance b/f		By Printing & Stationery	1,99,674.00
Cash on hand	475.19	" Electricity Charges	4,42,141.00
Cash at Bank	2,93,86,505.07	" Postage & Telephone	11,000.00
By Fee Receipts:		" Travelling Expenses	32,485.00
" Admission Fee etc.	90,85,529.00	" News Paper & Periodicals	64,649.00
" Tution Fee	15,50,240.00	" A M C Charges	63,220.00
" Examination Fee	66,01,250.00	" Sports Expenses	2,58,530.00
" Lab Fee	1,24,800.00	" Advertisement Expenses	6,150.00
" VV Fee	38,500.00	" Remittance to:	
" Other Fee Rts.	97,019.00	University (Admission Fee)	57,22,670.00
" Bank Interest	10,17,193.00	University (Exam Fee)	57,56,588.00
" Govt. Grants for Exp.	59,000.00	University (Affiliation Fee)	18,37,955.00
" Management CDF a/c tfr.	15,90,465.00	Red Cross	38,100.00
" Exam Expenses Reimbursement	17,245.00	Rovers & Rangers	1,01,400.00
" Exam Remuneration to Staff	1,57,450.00	" Cultural Activities	1,27,000.00
" Fee Concession to Students Rts.	43,17,166.00	" E TDS Filing Exps.	14,800.00
" Scholarship to Students Rts.	9,29,865.00	" Telephone Charges	70,652.00
" Festival Advance Recovery	3,12,000.00	" Bank Charges	7,580.06
" Flood Relief Rts	37,750.00	" Computer Maintn.	37,150.00
" TDS Payable	2,161.00	" Laboratory Maintn.	54,881.00
		" Generator Maintn.	36,951.00
		" Honorarium	10,000.00
		" Other Repairs & Maintn.	1,38,890.00
		" Rent Paid	17,616.00
		" National Day Celebration	5,000.00
		" Medical Expenses	60,235.00
		" Examination Expenses	44,245.00
		" Contingencies	45,845.00
		" Fee Con. to Students Pay	36,39,470.00
		" Scholarship Paid to Students	12,39,700.00
		" Flood Relief Tfr.	37,750.00
		" Exam Remun. to Staff Pay	1,57,450.00
		" Tfr. To Management CDF a/c	29,36,907.00
		" Festival Advance to Staff	3,80,000.00
		" Fixed Assets:	
		Laboratory Equipments	65,192.00
		Library Books	1,08,592.00
		Computers	54,350.00
		Furniture & Fixtuters	2,10,300.00
		Water Filters	1,04,000.00
		" Balance c/f:	
		Cash on hand	363.19
		Cash at Bank	3,11,85,132.01
	5,53,24,613.26		5,53,24,613.26

DATE : 01.09.2020

As per our Report of Even Date

PRINCIPAL



(CA S. SUBRAMANIAN)


**P.E.S. COLLEGE OF SCIENCE, ARTS & COMMERCE
MANDYA
INCOME AND EXPENDITURE ACCOUNT FOR THE ENDED 31.03.2020**

EXPENDITURE	Rs	INCOME	Rs
To Printing & Stationery	1,99,674.00	By Fee Receipts:	
" Electricity Charges	4,42,141.00	" Admission Fee etc.	90,85,529.00
" Postage & Telephone	11,000.00	" Tution Fee	15,50,240.00
" Travelling Expenses	32,485.00	" Examination Fee	66,01,250.00
" News Paper & Periodicals	64,649.00	" Lab Fee	1,24,800.00
" A M C Charges	63,220.00	" VV Fee	38,500.00
" Sports Expenses	2,58,530.00	" Other Fee Rts.	97,019.00
" Advertisement Exp.	6,150.00		
" Remittance to		" Bank Interest	10,17,193.00
University (Admission Fee)	57,22,670.00	" Govt. Grants for Exp.	59,000.00
University (Exam Fee)	57,56,588.00		
University (Affiliation Fee)	18,37,955.00		
Red Cross	38,100.00		
Rovers & Rangers	1,01,400.00		
" Cultural Activities	1,27,000.00		
" E TDS Filing Exps.	14,800.00		
" Telephone Charges	70,652.00		
" Bank Charges	7,580.06		
" Computer Maintn.	37,150.00		
" Laboratory Maintn.	54,881.00		
" Generator Maintn.	36,951.00		
" Honorarium	10,000.00		
" Other Repairs & Maintn.	1,38,890.00		
" Rent Paid	17,616.00		
" National Day Celebration	5,000.00		
" Medical Expenses	60,235.00		
" Examination Expenses	44,245.00		
" Contingencies	45,845.00		
" Depreciation W/off	2,25,518.00		
" Excess of Income/Expenditure	31,42,605.94		
TOTAL	1,85,73,531.00	TOTAL	1,85,73,531.00

DATE: 01.09.2020

As per our Report of Even Date

PRINCIPAL



**P.E.S. COLLEGE OF SCIENCE, ARTS & COMMERCE
MANDYA**

SCHEDULE OF FIXED ASSETS AS ON 31.03.2020

SL. NO.	PARTICULARS	W.D.V ON 01.04.2019	ADDITIONS	TOTAL	RART OF DEPRN.	DEPRN.	BALANCE AS AN 31.03.2020
1	BUILDING A/C	1,99,492.00	-	1,99,492.00	5%	9,975.00	1,89,517.00
2	FURNITURE	33,006.00	2,10,300.00	2,43,306.00	10%	24,331.00	2,18,975.00
3	LIBRARY BOOKS	4,55,219.00	1,08,592.00	5,63,811.00	10%	55,381.00	5,07,430.00
5	LABORATORY EQUIP.	4,30,540.00	65,192.00	4,95,732.00	15%	74,360.00	4,21,372.00
6	CURRENCY DEDUCTOR	7,854.00	-	7,854.00	15%	1,178.00	6,676.00
7	PRINTER	20,074.00	-	20,074.00	15%	3,011.00	17,063.00
8	BIOMATRIC MACHINE	34,216.00	-	34,216.00	15%	5,133.00	29,083.00
9	WATER FILTER	16,704.00	1,04,000.00	1,20,704.00	15%	18,105.00	1,02,599.00
10	FAN	2,423.00	-	2,423.00	15%	363.00	2,060.00
11	BARCODE EQUIPMENT	12,750.00	-	12,750.00	15%	1,913.00	10,837.00
12	COMPUTER	46,670.00	54,350.00	1,01,020.00	30%	30,306.00	70,714.00
13	SOFTWARE	1,539.00	-	1,539.00	30%	462.00	1,077.00
		12,60,487.00	5,42,434.00	18,02,921.00		2,25,518.00	15,77,403.00

SCHEDULE TO BANK ACCOUNTS

		As At	01.04.2019	31.03.2020
1	Punjab National Bank (1)		78,77,417.53	81,90,034.53
2	Punjab National Bank (2)		1,67,09,375.46	1,78,08,045.62
3	Punjab National Bank (3)		36,27,244.00	46,78,359.78
4	State Bank of India (1)		11,71,468.08	5,07,692.08
5	State Bank of India (2)		1,000.00	1,000.00
	TOTAL		2,93,86,505.07	3,11,85,132.01



S.Subramanian. B.Sc., F.C.A.,
Chartered Accountant.



AUDIT REPORT


We have audited the attached Balance Sheet of "P.E.S. COLLEGE OF SCIENCE, ARTS & COMMERCE (MANAGEMENT ACCOUNT), MANDYA", as at 31st March 2020 and the annexed Receipts and Payments Account & Income and Expenditure account for the year ended 31st March 2020.

The Balance Sheet, Receipts and Payments Account & Income and Expenditure Account dealt with by the report are in agreement with the books of accounts maintained.

In our opinion and to the best of our information and according to the explanations given to us, the said accounts show a true and fair view - -

- i) In case of Balance Sheet of state of affairs of the above said College of Education as at 31st March 2020.
- ii) In case of Income and Expenditure Account of the Excess of Income over Expenditure for the year ended on that date.

Place: Mandya.
Date: 27.08.2020.



ಶ್ರೀಮನ್ಮೊಹನೇಶ್ವರ

ಶ್ರೀಮನ್ಮೊಹನೇಶ್ವರ / ಶ್ರೀಮನ್ಮೊಹನೇಶ್ವರ
ಶ್ರೀಮನ್ಮೊಹನೇಶ್ವರ / ಶ್ರೀಮನ್ಮೊಹನೇಶ್ವರ
ಶ್ರೀಮನ್ಮೊಹನೇಶ್ವರ / ಶ್ರೀಮನ್ಮೊಹನೇಶ್ವರ
ಶ್ರೀಮನ್ಮೊಹನೇಶ್ವರ / ಶ್ರೀಮನ್ಮೊಹನೇಶ್ವರ
ಶ್ರೀಮನ್ಮೊಹನೇಶ್ವರ / ಶ್ರೀಮನ್ಮೊಹನೇಶ್ವರ
ಶ್ರೀಮನ್ಮೊಹನೇಶ್ವರ / ಶ್ರೀಮನ್ಮೊಹನೇಶ್ವರ

10.10.2020
ಶ್ರೀಮನ್ಮೊಹನೇಶ್ವರ / ಶ್ರೀಮನ್ಮೊಹನೇಶ್ವರ
ಶ್ರೀಮನ್ಮೊಹನೇಶ್ವರ / ಶ್ರೀಮನ್ಮೊಹನೇಶ್ವರ



**P.E.S. COLLEGE OF SCIENCE, ARTS & COMMERCE
MANDYA
MANAGEMENT ACCOUNT**

BALANCE SHEET AS AT 31.03.2020

LIABILITIES	Rs	ASSETS	Rs
CAPITAL FUND A/C:		Fixed Assets (As per Sch.)	1,13,65,100.96
Balance b/f	1,91,91,757.43	Cash at Bank:	
Add: Excess of Income/expn.	1,03,56,708.20	Punjab National Bank a/c (1)	7,33,408.67
PES Sc. PG A/c Tfr.	32,00,000.00	Punjab National Bank a/c (2)	1,65,338.00
PES Sc. College A/c Tfr.	29,36,907.00	Punjab National Bank a/c (3)	1,000.00
	3,56,85,372.63	State Bank of India a/c	10,000.00
Less: PES Sc. PG a/c Tfr.	-13,00,000.00	K.State Apex.Co.Op. Bank FD	1,04,77,167.00
Less: PES Sc. College a/c Tfr.	-15,90,465.00	Punjab National Bank FD (1)	44,29,123.00
UGC a/c tfr.	-5,175.00	Punjab National Bank FD (2)	33,17,764.00
TDS Tfr to PET ©	-1,17,534.00	Punjab National Bank FD (3)	31,68,829.00
	3,26,72,198.63	KEB Deposit	52,550.00
Library Deposit	10,96,100.00	PF Recoverable	60,984.00
K.St.Apex Co-Op. Bank Ltd (TDS)	23,760.00	PESCE (PG) A/c	21,808.00
Principal A/c	1,500.00	PESCE (College] A/c	4,720.00
Staff Recovery	1,030.00		
Canteen Advance	10,000.00		
TDS Payable	3,202.00		
	3,38,07,790.63		3,38,07,792.63

DATE: 27.08.2020

As per our Report of Even Date


 (CA S. SUBRAMANIAN)
 M.No. 018248


**P.E.S. COLLEGE OF SCIENCE, ARTS & COMMERCE
MANDYA
MANAGEMENT ACCOUNT**


RECEIPTS AND PAYMENTS ACCOUNT FOR THE YEAR ENDED 31.03.2020

RECEIPTS	Rs	PAYMENTS	Rs
To Balance b/f:		By Salary to Staff	69,34,138.00
Punjab National Bank (A/c1)	6,13,837.47	" P F Contribution	8,55,483.00
Punjab National Bank (A/c 2)	9,74,034.00	" E S I. Contribution	2,50,329.00
Punjab National Bank (Datti)	1,000.00	" Meeting Expenses	16,444.00
State Bank of India a/c	10,000.00	" Repairs & Maintainance	62,143.00
" Development Fee		" Advertisement Expenses	6,720.00
" Tution Fee	1,78,75,135.00	" Cultural Activities	72,000.00
" Other Fee receipts	3,74,300.00	" AMC	41,738.00
" Rent Receipts	1,33,420.00	" Printing & Stationery	3,44,013.00
" SB Interest	31,160.00	" Bank Charges	660.80
" FD Interest	1,62,979.00	" Uniform Expn.	1,844.00
" PF Reimburesment	11,94,006.00	" Contingencies	20,000.00
" Library Deposit	2,50,000.00	" Fee Refund to Students	1,00,675.00
" Fixed Deposit Matured	2,52,600.00	" Fixed Deposit	1,61,41,000.00
" PES SC. CDF A/c tfr.	31,22,828.00	" Interest Accrued on FD	10,81,562.00
" PES Sc. PG A/c tfr	29,36,907.00	" UGC a/c tfr	5,175.00
" Krushik Sarvodaya Trust tfr	32,00,000.00	" PES Sc. PG A/c tfr	13,00,000.00
" Sports Dev. Fund Tfr	2,02,800.00	" PES SC.CDF a/c tfr	15,90,465.00
" TDS Payable	4,05,600.00	" TDS tfr to PET @	93,772.00
" Salary Recovery(PF,ESI etc)	3,202.00	" Library Deposit Refund	90,000.00
" KPSC Remuneration (Staff)	11,76,798.00	" Krushik Sarvodaya Trust tfr	2,02,800.00
	1,49,790.00	" Sports Dev. Fund tfr	4,05,600.00
		" Salary Recovery(PF,ESI etc.)	11,76,798.00
		" KPSC Remuneration (Staff) a/c	1,49,790.00
		" Fixed Assets:	
		Computers	9,92,500.00
		UPS	1,50,000.00
		Furniture	75,000.00
		" Balance c/f:	
		Punjab National Bank (A/c1)	7,33,408.67
		Punjab National Bank (A/c2)	1,65,338.00
		Punjab National Bank [Datti]	1,000.00
		State Bank of India a/c	10,000.00
	3,30,70,396.47		3,30,70,396.47

DATE:27.08.2020

As per our Report of Even Date

PRINCIPAL



**P.E.S. COLLEGE OF SCIENCE, ARTS & COMMERCE
MANDYA
MANAGEMENT ACCOUNT**


INCOME AND EXPENDITURE ACCOUNT FOR THE YEAR ENDED 31.03.2020

EXPENDITURE	Rs	INCOME	Rs
To Salary to Staff	69,34,138.00	By Development Fee	1,77,74,460.00
" P F Contribution	8,55,483.00	" Tution Fee	3,74,300.00
" E S I. Contribution	2,50,329.00	" Other Fee receipts	1,33,420.00
" Meeting Expenses	16,444.00	" Rent Receipts	31,160.00
" Repairs & Maintainance	62,143.00	" SB Interest	1,62,979.00
" Advertisement Expenses	6,720.00	" FD Interest	11,94,006.00
" Cultural Activities	72,000.00	" PF Reimburesment	2,50,000.00
" AMC	41,738.00		
" Printing & Stationery	3,44,013.00		
" Bank Charges	660.80		
" Uniform Expn.	1,844.00		
" Contingencies	20,000.00		
" Depreciation W/off	9,58,104.00		
" Excess of Income/Exp.	1,03,56,708.20		
	1,99,20,325.00		1,99,20,325.00

DATE:27.08.2020

As per our Report of Even Date


PRINCIPAL



**P.E.S. COLLEGE OF SCIENCE, ARTS & COMMERCE
MANDYA
MANAGEMENT ACCOUNT**

SCHEDULE OF FIXED ASSETS AS ON 31.03.2020

SL. NO.	PARTICULARS	W.D.V. AS ON 01.04.2019	ADDITIONS	TOTAL	PART OF		BALANCE AS AN 31.03.2020
					DEPRN.	DEPRN.	
1	BUILDING A/C (ARTS & COMMERCE)	80,81,994.29	-	80,81,994.29	5%	4,04,100.00	76,77,894.29
2	BUILDING A/C (PESCE LADIES HOSTEL)	15,44,783.00	-	15,44,783.00	5%	77,239.00	14,67,544.00
3	BUILDING A/C (UGC)	3,58,348.00	-	3,58,348.00	5%	17,917.00	3,40,431.00
4	BOREWELL	48,860.69	-	48,860.69	5%	2,443.00	46,417.69
5	ELECTRICAL FITTINGS	10,544.26	-	10,544.26	10%	1,054.00	9,490.26
6	LIBRARY BOOKS	45,360.59	-	45,360.59	10%	4,536.00	40,824.59
7	SPORTS EQUIPMENT	7,583.89	-	7,583.89	10%	758.00	6,825.89
8	FURNITURE	1,60,069.00	75,000.00	2,35,069.00	10%	23,507.00	2,11,562.00
9	FLOOD LIGHT	5,71,998.00	-	5,71,998.00	10%	57,200.00	5,14,798.00
10	EQUIPMENTS	1,41,052.47	-	1,41,052.47	15%	21,158.00	1,19,894.47
11	LAB. EQUIPMENTS	7,805.05	-	7,805.05	15%	1,171.00	6,634.05
12	WATER PURIFIER	76,138.00	-	76,138.00	15%	11,421.00	64,717.00
13	COMPUTER	2,927.72	9,92,500.00	9,95,427.72	30%	2,98,628.00	6,96,799.72
14	SOFTWARE	48,240.00	-	48,240.00	30%	14,472.00	33,768.00
15	UPS	-	1,50,000.00	1,50,000.00	15%	22,500.00	1,27,500.00
		1,11,05,704.96	12,17,500.00	1,23,23,204.96		9,58,104.00	1,13,65,100.96



S.Subramanian, B.Sc., F.C.A.,
Chartered Accountant.



AUDIT REPORT


We have audited the attached Balance Sheet of "P.E.S. COLLEGE OF SCIENCE, ARTS & COMMERCE (POST GRADUATE DEPT.), MANDYA", as at 31st March 2020 and the annexed Receipts and Payments Account & Income and Expenditure account for the year ended 31st March 2020.

The Balance Sheet, Receipts and Payments Account & Income and Expenditure Account dealt with by the report are in agreement with the books of accounts maintained.

In our opinion and to the best of our information and according to the explanations given to us, the said accounts show a true and fair view - -

- i) In case of Balance Sheet of state of affairs of the above said PG Department of the above College as at 31st March 2020.
- ii) In case of Income and Expenditure Account of the Excess of Income over Expenditure for the year ended on that date.

Place: Mandya.
Date: 27.08.2020.



ಶ್ರೀಮನ್ಮುಖ್ಯಾಧಿಕಾರಿ

ಆಡಳಿತಾತ್ಮಕವಾಗಿ ನಿಯಂತ್ರಿಸಿ ದೃಢೀಕರಿಸಿ
 ಡಿ. ಎ. ಎಂ. ವಿ. ಕಾಲೇಜು ಆಡಳಿತಾತ್ಮಕವಾಗಿ ನಿಯಂತ್ರಿಸಿ ದೃಢೀಕರಿಸಿ
 ಸುಲಭವಾಗಿ ಸಂಪನ್ಮೂಲಗಳನ್ನು ನಿಯಂತ್ರಿಸಿ ದೃಢೀಕರಿಸಿ
 ಉತ್ತಮವಾಗಿ ಕಾರ್ಯನಿರ್ವಹಿಸಿ
 ವಂದನಾರ್ಹವಾಗಿ.

ಪ್ರಾಂಶುಪಾಲರು
 ಪಿ.ಇ.ಎಸ್. ವಿಜಯಪುರ, ಕಲಾ
 ಕಟ್ಟಡ, ಕಾಲೇಜು, ಮಂಡ್ಯ
 10/10/2020

P.E.S.COLLEGE OF SCIENCE,ARTS & COMMERCE
MANDYA
POST GRADUATE DEPARTMENT


BALANEC SHEET AS AT 31.03.2020

LIABILITIES	Rs	ASSETS	Rs
CAPITAL FUND A/C:		Fixed Assets [as per Sch]	15,70,205.00
Balance B/F	1,43,70,372.23	Cash on hand	50.00
Cr. Tfr. CDF Mgt. a/c	13,00,000.00	Cash at Bank [PNB]	7,88,944.83
Add: Excess of Income/Exp. for the year tfd.	17,33,988.60	Fixed Deposits:	
	1,74,04,360.83	Punjab National Bank (1)	32,83,333.00
Less: TDS Tfr to PET ®	-75,784.00	Punjab National Bank (2)	45,84,075.00
Tfr. Dr. CDF Mgt. a/c	-32,00,000.00	Punjab National Bank (3)	39,73,549.00
	1,41,28,576.83		
PESCE [CDF]A/c	22,108.00		
Scholarship Payable	11,972.00		
Fee Concession Payable	33,558.00		
TDS Payable	3,942.00		
TOTAL	1,42,00,156.83	TOTAL	1,42,00,156.83

Date:27.08.2020

As per our Report of Even Date

PRINCIPAL



P.E.S.COLLEGE OF SCIENCE,ARTS & COMMERCE
MANDYA
POST GRADUATE DEPARTMENT


RECEIPTS & PAYMENTS ACCOUNT FOR THE YEAR ENDED 31.03.2020

RECEIPTS	Rs	PAYMENTS	Rs
To BALANCE B/F:		By Salary to Satff	29,08,187.00
Cash on Hand	50.00	" PF Contribution	2,36,942.00
Cash at Bank [PNB]	21,24,953.23	" ESI Contribution	69,271.00
To Application Fee	19,000.00	" Admition Fee to University	13,02,900.00
" Admission Fee	77,25,700.00	" Exam Fee to University	6,62,170.00
" Examination Fee	7,07,940.00	" Affliation Fee	8,13,268.00
" Misc. Fee	15,950.00	" Remit to University (G.Jubilee)	2,80,800.00
" Fine	2,000.00	" Advertisement Expn.	3,000.00
" Misc. Receipt	80.00	" Electricity Charges	19,568.00
" Bank Interest [SB a/c]	1,04,327.00	" Internet charges	67,500.00
" Interest on FD	7,57,846.00	" Telephone Charges	5,807.00
" CDF Management a/c Tfr.	13,00,000.00	" Printing & Stationary	41,021.00
" Exam Remuneration Recd	4,095.00	" Computer Maint.	10,408.00
" Salary Recovery {ESI,PF etc}	2,40,874.00	" Guest Lecture Fee	10,000.00
" TDS Payabale O/s	3,942.00	" Building Repairs	6,78,895.00
		" Other Repairs & Maintn.	29,163.00
		" Bank Charges	330.40
		" Sanitation Expnses	4,740.00
		" Uniform Purchase	1,76,867.00
		" Travelling Expenses	8,520.00
		" Misc. Expenses	4,270.00
		" Exam Remuneration Paid	4,095.00
		" Salary Recovery Remittance	2,40,874.00
		" CDF Management a/c Tfr.	32,00,000.00
		" Fixed Deposit Int. Accrued	6,82,062.00
		" TDS Tfr to PET *	75,784.00
		" Fixed Assets:	
		Furniture & Fixtures	4,06,320.00
		Audio Visual equipment	2,56,000.00
		Water Filter	19,000.00
		By BALANCE C/F:	
		Cash on Hand	50.00
		Cash at Bank [PNB]	7,88,944.83
TOTAL	1,30,06,757.23	TOTAL	1,30,06,757.23

Date:27.08.2020

As per our Report of Even Date

PRINCIPAL



P.E.S.COLLEGE OF SCIENCE,ARTS & COMMERCE
MANDYA
POST GRADUATE DEPARTMENT

INCOME & EXPENDITURE ACCOUNT FOR THE YEAR ENDED 31.03.2020

EXPENDITURE	Rs	INCOME	Rs
To Salary to Staff	29,08,187.00	By Application Fee	19,000.00
" PF Contribution	2,36,942.00	" Admission Fee	77,25,700.00
" ESI Contribution	69,271.00	" Examination Fee	7,07,940.00
" Admission Fee to University	13,02,900.00	" Misc. Fee	15,950.00
" Exam Fee to University	6,62,170.00	" Fine	2,000.00
" Affiliation Fee	8,13,268.00	" Misc. Receipt	80.00
" Remit to University(G.Jubilee)	2,80,800.00	" Bank Interest [SB a/c]	1,04,327.00
" Advertisement Expn.	3,000.00	" Interest on FD	7,57,846.00
" Electricity Charges	19,568.00		
" Internet charges	67,500.00		
" Telephone Charges	5,807.00		
" Printing & Stationary	41,021.00		
" Computer Maint.	10,408.00		
" Guest Lecture Fee	10,000.00		
" Building Repairs	6,78,895.00		
" Other Repairs & Maintn.	29,163.00		
" Bank Charges	330.40		
" Sanitation Expnses	4,740.00		
" Uniform Purchase	1,76,867.00		
" Travelling Expenses	8,520.00		
" Misc. Expenses	4,270.00		
" Depreciation	2,65,227.00		
" Excess of Income / Exp.	17,33,988.60		
TOTAL	93,32,843.00	TOTAL	93,32,843.00

Date: 27.08.2020.

As per our Report of Even Date

PRINCIPAL



(CA. S. Subramanian)
M.No.18248

P.E.S. COLLEGE OF SCIENCE, ARTS & COMMERCE
MANDYA

POST GRADUATE DEPARTMENT

SCHEDULE OF FIXED ASSETS AS ON 31.03.2020

SL NO.	PARTICULARS	WDV AS ON 1.4.2019	ADDITIONS	TOTAL	RART OF DEPRN.	DEPRN.	BALANCE AS AN 31.03.2020
1	FURNITURE	1,88,148.00	4,06,320.00	5,94,468.00	10%	59,447.00	5,35,021.00
2	LIBRARY BOOKS	3,47,166.00	-	3,47,166.00	10%	34,717.00	3,12,449.00
3	ELECTRICAL FITTINGS	16,715.00	-	16,715.00	10%	1,672.00	15,043.00
4	AUDIO VISION EQUIPMENT	24,277.00	2,56,000.00	2,80,277.00	15%	42,042.00	2,38,235.00
5	U.P.S	2,84,350.00	-	2,84,350.00	15%	42,653.00	2,41,697.00
6	PRINTER	9,319.00	-	9,319.00	15%	1,398.00	7,921.00
7	C C TV CAMERA	5,195.00	-	5,195.00	15%	780.00	4,415.00
8	WATER PURIFIER	22,592.00	19,000.00	41,592.00	15%	5,613.00	35,979.00
9	COMPUTER	2,56,350.00	-	2,56,350.00	30%	76,905.00	1,79,445.00
		11,54,112.00	6,81,320.00	18,35,432.00		2,65,227.00	15,70,205.00

