

P.E.S. College of Science, Arts & Commerce, Mandya-571401.

DETAILS OF GRANT-IN-AID WORK LOAD

PROFORMA - " W "

WORK LOAD OF THE DEPARTMENT : KANNADA

YEAR-2021-22

Sl. No.	CLASS	Workload per week in respect of each course as prescribed by the University			No. of sections in each course of study	No. of students in each section	Total hours of workload available			
		Theory	Tutorial	Practical			Theory	Tutorial	Practical	Total
1	I Year BA (HEP+HES)	2	2	-	48	2	2	2	-	4
2	II Year BA (HEP+HES)	2	2	-	35	2	2	2	-	4
3	II Year BA (SEC)	2	-	-	35	2	2	-	-	2
4	III BA G.E.	2	-	-	15	2	2	-	-	2
5	I Year BA O.E.	3	-	-	47	3	3	-	-	3
6	I Year B.Sc. PCM	2	2	-	79	2	2	2	-	4
7	II Year B.Sc. PCM	2	2	-	100	2	2	2	-	4
8	I Year B.Com. A	2	2	-	72	2	2	2	-	4
9	I Year B.Com. B	2	2	-	72	2	2	2	-	4
10	I Year B.Com. C	2	2	-	72	2	2	2	-	4
11	II Bcom A	2	2	-	51	2	2	2	-	4
12	II Bcom B	2	2	-	74	2	2	2	-	4
13	II Bcom C	2	2	-	73	2	2	2	-	4
TOTAL		27	20	-	773	27	27	20	-	47

Dr. Channarayana. S. S.


Principal
P.E.S. College of Science
Arts & Commerce, MANDYA

Sub: Kannada

Details of Theory work-load:

Degree	Year / Class	W/L Per week prescribed in respect of each course by university	No. of section in each course of study	No. of students in each section	Total hrs. of Theory Work Load
BA	I Year	02	01	48	02
BA (OE)	I Year	03	01	47	03
BA	II Year	02	01	35	02
BA (SEC)	II Year	02	01	35	02
BA (GE)	III Year	02	01	15	02
B.Sc.	I Year	02	01	79	02
B.Sc.	II Year	02	01	100	02
B.Com.	I Year	02	03	216	06
B.Com.	II Year	02	03	198	06
					<u>Total 27</u>

Details of Practical Work Load

Degree	Year / Class	No. of Students studying in the Course	Intake Capacity of Each Lab	No. of Batches with Reference	No. of hrs. of work Prescribed for each practical Batches	No. of Teachers assigning for each Batch	Total No. of Hours of Practical Work Load
-Not Applicable-							

Details of Tutorial Work Load:

Degree	Year / Class	No. of Students studying in the Course	No. of Group (Batch) for Tutorial Class	No. of Hours of Tutorial Work for each Group/Batch	Total No. of Hours of Tutorial Work Load
BA	I Year		02	02	02
BA	II Year		02	02	02
B.Sc.	I Year		02	02	02
B.Sc.	II Year		02	02	02
B.Com	I Year		06	06	06
B.Com.	II Year		06	06	06
					<u>Total 20</u>

Consolidate Work Load of the Department: 47 Hours

Principal
P.E.S. College of Science
Arts & Commerce, MANAGER

P.E.S.COLLEGE OF SCIENCE, ARTS & COMMERCE, MANDYA.

PROFORMA -"S"

Assignment of Grant-in-Aid Work Load

Department: KANNADA

Year-2021-22

No. of Staff Employed in the Department : 2

Sl. No.	Name of the Teacher	Designation as approved by Government	Workload assigned			Grand Total	Balance of Workload
			Theory	Tutorial	Practical		
1	Dr.N.Y.Sreenivasaiah	Assistant Professor	14	2	-	16	15
2	S.K.Veeresha	Assistant Professor	14	2	-	16	-
Total			28	4	-	32	15

ertified that the workload of Kannada Department for the year 2021-22 as furnished above is Correct and is based on the Time Table for 2021-22.


HEAD OF THE DEPARTMENT

ಡಾ. ಎನ್.ವೈ. ಶ್ರೀನಿವಾಸಯ್ಯ
ಎಂ.ಎ., ಪಿ.ಹೆಚ್.ಡಿ.,
ಮುಖ್ಯಸ್ಥರು, ಕನ್ನಡ ವಿಭಾಗ
ಪಿ.ಇ.ಎಸ್. ವಿಜ್ಞಾನ, ಕಲಾ & ವಾಣಿಜ್ಯ ಕಾಲೇಜು
ಮಂಡ್ಯ-571 401


PRINCIPAL
Principal
P.E.S. College of Science
Arts & Commerce, MANDYA

P.E.S. College of Science, Arts & Commerce, Mandya-571401.

DETAILS OF GRANT-IN-AID WORK LOAD

PROFORMA - " W "

WORK LOAD OF THE DEPARTMENT : ENGLISH

YEAR - 2021-22

CLASS	Workload per week in respect of each course as prescribed by the University			No. of sections in each course of study	No. of students in each section	Total hours of workload available			
	Theory	Tutorial	Practical			Theory	Tutorial	Practical	Total
I Year BA (HEP+HES)	2	2	-	1	48	2	2	-	4
II Year BA (HEP+HES)	2	2	-	1	41	2	2	-	4
II Year BA (SEC)	2	-	-	1	10	2	-	-	2
III B.A. (Sec)	-	-	-	-	-	-	-	-	-
III B.A. (G.E))	2	2	-	1	-	2	2	-	4
II Year B.Sc. PCM	2	2	-	1	72	2	2	-	4
I Year B.Com. A	2	2	-	1	72	2	2	-	4
I Year B.Com. B	2	2	-	1	72	2	2	-	4
I Year B.Com. C	2	2	-	1	88	2	2	-	4
II Bcom A	2	2	-	1	76	2	2	-	4
II Bcom B	2	2	-	1	77	2	2	-	4
II Bcom C	2	2	-	1	72	2	2	-	4
TOTAL	22	20	-	11	628	22	20	-	42

Principal
P.E.S. College of Science
Arts & Commerce, MANDYA

Sub: English

Details of Theory work-load:

Degree	Year/ Class	W/L Per week prescribed in respect of each course by university	No. of section in each course of study	No. of students in each section	Total hrs Theory Load
BA	I Year	02	01	48	02
BA	II Year	02	01	41	02
BA (SEC)	II Year	01	01	10	01
B.Sc.	I Year	02	01		02
B.Sc.	II Year	02	01	88	02
B.Com.	I Year	02	03	216	06
B.Com.	II Year	02	03	225	06
					Total 21

Details of Practical Work Load

Degree	Year/ Class	No. of Students studying in the Course	Intake Capacity of Each Lab	No. of Batches with Reference	No. of hrs. of work Prescribed for each practical Batches	No. of Teachers assigning for each Batch	Total N Hours Practi Work L
-Not Applicable-							

Details of Tutorial Work Load:

Degree	Year/ Class	No. of Students studying in the Course	No. of Group (Batch) for Tutorial Class	No. of Hours of Tutorial Work for each Group/Batch	Total No. of Hours of Tutorial Work Load
BA	I Year	—	02	02	02
BA	II Year		02	02	02
BA (SEC)	II Year		01	01	01
B.Sc.	I Year		02	02	02
B.Sc.	II Year		02	02	02
B.Com.	I Year		06	06	06
B.Com.	II Year		06	06	06
					Total 21

Consolidate Work Load of the Department: **42 Hours**

P.E.S.COLLEGE OF SCIENCE, ARTS & COMMERCE, MANDYA.

PROFORMA -"S"

Assignment of Grant-in-Aid Work Load

Department: English



Year - 2021-22

No. of Staff Employed in the Department :

Name of the Teacher	Designation as approved by Government	Workload assigned			Grand Total	Balance of Workload
		Theory	Tutorial	Practical		
-	-	-	-	-	-	-
Total		-	-	-	-	-

certified that the workload of English Department for the year 2021-22 as furnished above is correct and is based on the Time Table for 2021-22.

HEAD OF THE DEPARTMENT


PRINCIPAL
Principal
P.E.S. College of Science
Arts & Commerce, MANDYA.


P.E.S. College of Science, Arts & Commerce, Mandya-571401.

DETAILS OF GRANT-IN-AID WORK LOAD

PROFORMA - " W "

YEAR-2021-22

WORK LOAD OF THE DEPARTMENT : COMMERCE

CLASS	Workload per week in respect of each course as prescribed by the University			No. of sections in each course of study	No. of students in each section	Total hours of workload available			
	Theory	Tutorial	Practical			Theory	Tutorial	Practical	Total
1 st B.Com	9	6	-	3	69	27	18	-	45
2 nd B.Com	13	3	-	3	69	39	9	-	48
3 rd B.Com	21	6	-	3	69	63	18	-	81
	43	15	-	9	207	129	45	-	174

Principal
P.E.S. College of Science
Arts & Commerce, MANDYA

Sub:- Commerce

Details of Theory work-load:

Degree	Year / Class	W/L Per week prescribed in respect of each course by university	No.of section in each course of study	No.of students in each section	Total hrs. of Theory Work Load
B.Com.	I Year	09	03	69	27
	II Year	13	03	69	39
	III Year	21	03	69	63

Details of Practical Work Load

Degree	Year / Class	No.of Students studying in the Course	Intake Capacity of Each Lab	No.of Batches with Reference	No.of hrs. of work Prescribed for each practical Batches	No. of Teachers assigning for each Batch	Total No. of Hours of Practical Work Load
	-Not Applicable-						

Details of Tutorial Work Load:

Degree	Year / Class	No.of Students studying in the Course	No. of Group (Batch) for Tutorial Class	No.of Hours of Tutorial Work for each Group/Batch	Total No. of Hours of Tutorial Work Load
B.Com.	I Year	207			18
	II Year	207			09
	III Year	207			18

Consolidate Work Load of the Department: 174 Hours


Principal
 P.E.S. College of Science
 Arts & Commerce, MANJARA

P.E.S.COLLEGE OF SCIENCE, ARTS & COMMERCE, MANDYA.

PROFORMA - "S"

Assignment of Grant-in-Aid Work Load

Department: COMMERCE

Year-2021-22

No. of Staff Employed in the Department : 8

Name of the Teacher	Designation as approved by Government	Workload assigned			Grand Total	Balance of Workload
		Theory	Tutorial	Practical		
Renukaiah.K.S.	Assistant Professor	16	-	-	16	46
Neelakanta.	Assistant Professor	16	-	-	16	-
Dr.Narasiman.G.V.	Assistant Professor	16	-	-	16	-
Dr.Parameshwari.G.	Assistant Professor	16	-	-	16	-
Girish.V.	Assistant Professor	16	-	-	16	-
Dr.V.Savitha	Assistant Professor	16	-	-	16	-
Dr.Shruthi.S.	Assistant Professor	16	-	-	16	-
Dr.Amruthavarshini.V.	Assistant Professor	16	-	-	16	-
Total		128	-	-	128	46

ified that the workload of Commerce Department for the year 2021-22 as furnished
is Correct and is based on the Time Table for 2021-22.

HEAD OF THE DEPARTMENT


PRINCIPAL

Principal

P.E.S. College of Science
Arts & Commerce, MANDYA

P.E.S. College of Science, Arts & Commerce, Mandya-571401.

DETAILS OF GRANT-IN-AID WORK LOAD

PROFORMA - " W "

WORK LOAD OF THE DEPARTMENT : PHYSICS

YEAR-2021-22

CLASS	Workload per week in respect of each course as prescribed by the University			No. of sections in each course of study	No. of students in each section	Total hours of workload available			
	Theory	Tutorial	Practical			Theory	Tutorial	Practical	Total
I B.Sc.	4	-	4	1	62	4	-	20	24
II B.Sc.	4	-	4	1	69	4	-	24	28
III B.Sc.	3+2	-	4	1	69	5	-	24	29
TOTAL	13	-	12	3	200	13	-	68	81



Principal

**P.E.S. College of Science
Arts & Commerce, MANDYA**

Sub:- Physics

Details of Theory work-load:

Degree	Year/ Class	W/L Per week prescribed in respect of each course by university	No. of section in each course of study	No. of students in each section	Total hrs. Theory Work Load
B.Sc.	I Year	04	01	62	04
	II Year	04	01	69	04
	III Year	3+2=05	01	66	05
					<u>Total 13</u>

Details of Practical Work Load

Degree	Year/ Class	No. of Students studying in the Course	Intake Capacity of Each Lab	No. of Batches with Reference	No. of hrs. of work Prescribed for each practical Batches	No. of Teachers assigning for each Batch	Total No Hours (Practical Work Load)
B.Sc.	I Year	62	25	2 1/2	04	02	20
	II Year	69	23	03	04	02	24
	III Year	69	23	03	04	02	24
							<u>Total 68</u>

Details of Tutorial Work Load:

Degree	Year/ Class	No. of Students studying in the Course	No. of Group (Batch) for Tutorial Class	No. of Hours of Tutorial Work for each Group/Batch	Total No. of Hours of Tutorial Work Load
	-Not Applicable-				

Consolidate Work Load of the Department: 81 Hours


Principal
 P.E.S. College of Science
 Arts & Commerce, MANJESWAR

P.E.S.COLLEGE OF SCIENCE, ARTS & COMMERCE, MANDYA.

PROFORMA -"S"

Assignment of Grant-in-Aid Work Load

Department: PHYSICS


Year-2021 - 22

No. of Staff Employed in the Department : 3

Name of the Teacher	Designation as approved by Government	Workload assigned			Grand Total	Balance of Workload
		Theory	Tutorial	Practical		
Ninganna	Associate Professor	3	-	19	22	29
Dr.J.Mahadeva	Principal	-	-	8	8	
Mahalakshmi	Associate Professor	4	-	18	22	
Total		7	-	45	52	29

Verified that the workload of Physics Department for the year 2021-22 as furnished above is correct and is based on the Time Table for 2021-22.

HEAD OF THE DEPARTMENT


PRINCIPAL
Principal
P.E.S. College of Science
Arts & Commerce, MANDYA

P.E.S. College of Science, Arts & Commerce, Mandya-571401.

DETAILS OF GRANT-IN-AID WORK LOAD

PROFORMA - "W"

YEAR-2021-22

WORK LOAD OF THE DEPARTMENT : CHEMISTRY

CLASS	Workload per week in respect of each course as prescribed by the University			No. of sections in each course of study	No. of students in each section	Total hours of workload available			
	Theory	Tutorial	Practical			Theory	Tutorial	Practical	Total
I B.Sc. (PCM)	4	-	24	1	69	4	-	24	28
II B.Sc. (PCM)	4	-	24	1	69	4	-	24	28
III B.Sc. (PCM)	04+02	-	24	1	69	6	-	24	30
TOTAL	14	-	72	3	207	14	-	72	86


Principal
P.E.S. College of Science
Arts & Commerce, MANDYA

Sub:- Chemistry

Details of Theory work-load:

Degree	Year / Class	W/L Per week prescribed in respect of each course by university	No. of section in each course of study	No. of students in each section	Total Theory L
B.Sc.	I B.Sc.	04	01	69	0
	II B.Sc.	04	01	69	0
	III B.Sc.	04	01	69	0
		02 (Elective)			

Details of Practical Work Load

Degree	Year / Class	No. of Students studying in the Course	Intake Capacity of Each Lab	No. of Batches with Reference	No. of hrs. of work Prescribed for each practical Batches	No. of Teachers assigning for each Batch	Total Hours Prac Work
B.Sc.	I B.Sc.	69		03	04	02	2
	II B.Sc.	69		03	04	02	2
	III B.Sc.	69		03	04	02	2

Details of Tutorial Work Load:

Degree	Year / Class	No. of Students studying in the Course	No. of Group (Batch) for Tutorial Class	No. of Hours of Tutorial Work for each Group/Batch	Total No. of Hours of Tutorial Work Load

-Not Applicable-

Consolidate Work Load of the Department: 86 Hours


Principal
 P.E.S. College of Science
 Arts & Commerce, MANDY

P.E.S.COLLEGE OF SCIENCE, ARTS & COMMERCE, MANDYA.

PROFORMA -"S"

Assignment of Grant-in-Aid Work Load

Department: CHEMISTRY

Year-2021-22

No. of Staff Employed in the Department : 1

Name of the Teacher	Designation as approved by Government	Workload assigned			Grand Total	Balance of Workload
		Theory	Tutorial	Practical		
B.C.Krishna	Lecturer	4	-	16	20	66
Total		4	-	16	20	66

It is certified that the workload of Chemistry Department for the year 2021-22 as furnished is Correct and is based on the Time Table for 2021-22.

HEAD OF THE DEPARTMENT


PRINCIPAL
Principal
P.E.S. College of Science
Arts & Commerce, MANDYA


P.E.S. College of Science, Arts & Commerce, Mandya-571401.


DETAILS OF GRANT-IN-AID WORK LOAD

PROFORMA - " W "

WORK LOAD OF THE DEPARTMENT : MATHEMATICS

YEAR-2021-22

CLASS	Workload per week in respect of each course as prescribed by the University			No. of sections in each course of study	No. of students in each section	Total hours of workload available			
	Theory	Tutorial	Practical			Theory	Tutorial	Practical	Total
I B.Sc. PCM	4	-	4	1	69	4	-	24	28
II B.Sc. PCM	4	-	4	1	69	4	-	24	28
III B.Sc. PCM	5 (3+2)	-	4	1	69	5	-	24	29
TOTAL	13	-	12	3	207	13	-	72	85


Principal
P.E.S. College of Science
Arts & Commerce, MANDYA

Sub:- Mathematics

Details of Theory work-load:

Degree	Year / Class	W/L Per week prescribed in respect of each course by university	No. of section in each course of study	No. of students in each section	Total hrs. Theory Work Load
B.Sc.	I Year PCM	04	01	69	04
	II Year PCM	04	01	69	04
	III Year PCM	3+2 (Elective)	01	69	05
					<u>Total 13</u>

Details of Practical Work Load

Degree	Year / Class	No. of Students studying in the Course	Intake Capacity of Each Lab	No. of Batches with Reference	No. of hrs. of work Prescribed for each practical Batches	No. of Teachers assigning for each Batch	Total N Hours Practi Work L
B.Sc.	I Year PCM	69	--	3 Batches	04	02	2
	II Year PCM	69		3 Batches	04	02	2
	III Year PCM	69		3 Batches	04	02	2
							<u>Total 6</u>

Details of Tutorial Work Load:

Degree	Year / Class	No. of Students studying in the Course	No. of Group (Batch) for Tutorial Class	No. of Hours of Tutorial Work for each Group/Batch	Total No. of Hours of Tutorial Work Load
	-Not Applicable-				

Consolidate Work Load of the Department: 85 Hours


Principal
 P.E.S. College of Science
 Arts & Commerce, MANDLA

P.E.S.COLLEGE OF SCIENCE, ARTS & COMMERCE, MANDYA.

PROFORMA -"S"

Assignment of Grant-in-Aid Work Load

Department: MATHEMATICS

Year-2021-22

No. of Staff Employed in the Department : 1

Name of the Teacher	Designation as approved by Government	Workload assigned			Grand Total	Balance of Workload
		Theory	Tutorial	Practical		
r.M.Manjunatha	Assistant Professor	8	-	14	22	63
Total		8	-	14	22	63

It is stated that the workload of Mathematics Department for the year 2021-22 as furnished is Correct and is based on the Time Table for 2021-22.

HEAD OF THE DEPARTMENT

PRINCIPAL

Principal

P.E.S. College of Science
Arts & Commerce, MANDYA

P.E.S.COLLEGE OF SCIENCE, ARTS & COMMERCE, MANDYA.

PROFORMA -"S"

Assignment of Grant-In-Aid Work Load

Department: ZOOLOGY

Year-2021-22

No. of Staff Employed in the Department : 1

Name of the Teacher	Designation as approved by Government	Workload assigned			Grand Total	Balance of Workload
		Theory	Tutorial	Practical		
ashpa	Assistant Professor	-	-	-	-	-
Total		-	-	-	-	-

ಮುಖ್ಯ, ಸಹಾಯಕ ಪ್ರಾಧ್ಯಾಪಕರು, ಪ್ರಾಣಿಶಾಸ್ತ್ರವರನ್ನು ಆಯುಕ್ತರು, ಕಾಲೇಜು ಶಿಕ್ಷಣ ಇಲಾಖೆ, ಬೆಂಗಳೂರುರವರ ಆದೇಶ
ಸಂಖ್ಯೆ:ಕಾಶಿಇ/228ಮರುಹಂಚಿಕೆ/2013-14/ವ&ನಿ, ದಿನಾಂಕ: 06.11.2013ರ ಪ್ರಕಾರ ಸರ್ಕಾರಿ ಮಹಾವಿದ್ಯಾಲಯ
(ಮಂಡ್ಯ, ಇಲ್ಲಿಗೆ ಪೂರ್ಣಕಾಲಿಕವಾಗಿ ಮರುಹಂಚಿಕೆ ಮಾಡಲಾಗಿದೆ.

It is stated that the workload of Zoology Department for the year 2021-22 as furnished above is
correct and is based on the Time Table for 2021-22.

HEAD OF THE DEPARTMENT



PRINCIPAL

Principal

P.E.S. College of Science
Arts & Commerce, MANDYA

P.E.S. College of Science, Arts & Commerce, Mandya-571401.


DETAILS OF GRANT-IN-AID WORK LOAD

PROFORMA - " W "

WORKLOAD OF THE DEPARTMENT : HISTORY

YEAR-2021-22

CLASS	Workload per week in respect of each course as prescribed by the University			No. of sections in each course of study	No. of students in each section	Total hours of workload available			
	Theory	Tutorial	Practical			Theory	Tutorial	Practical	Total
BA CBCS) H+E)	3+3+3 =9	-	-	1	19	9	-	-	9
I BA CBCS) HEP+HES	5	2	-	1	13	5	2	-	7
II BA CBCS) HEP+HES	5	2	-	1	-	5	2	-	7
TOTAL	19	4	-	3	142	19	4	-	23


Principal
P.E.S. College of Science
Arts & Commerce, MANDYA

Sub:- History

Details of Theory work-load:

Degree	Year / Class	W/L Per week prescribed in respect of each course by university	No. of section in each course of study	No. of students in each section	Total hrs Theory Work Load
BA	2021 1 st year	09	01	19	09
HK	3+3+3 (OE)	05	01	OE (74)	05
II Year	HES. HEP	05	01	08, 30	05
III Year	HES HEP			16, 57	

Details of Practical Work Load

Degree	Year / Class	No. of Students studying in the Course	Intake Capacity of Each Lab	No. of Bachers with Reference	No. of hrs. of work Prescribed for each practical Batches	No. of Teachers assigning for each Batch	Total No. Hours Practical Load
-Not Applicable-							

Details of Tutorial Work Load:

Degree	Year / Class	No. of Students studying in the Course	No. of Group (Batch) for Tutorial Class	No. of Hours of Tutorial Work for each Group/Batch	Total No. Hours of Tutorial Work Load
1 st Year	I BA HK	-	-	-	-
BA	HES, HEP	08, 30	1	2	2
II Year	HES, HEP	16, 57	1	2	2
III Year					

Consolidate Work Load of the Department: 23 Hours

Principal
P.E.S. College of Science
Arts & Commerce

P.E.S.COLLEGE OF SCIENCE, ARTS & COMMERCE, MANDYA.

PROFORMA -"S"

Assignment of Grant-in-Aid Work Load

Department: HISTORY


Year-2021-22

No. of Staff Employed in the Department :

Name of the Teacher	Designation as approved by Government	Workload assigned			Grand Total	Balance of Workload
		Theory	Tutorial	Practical		
--	--	--	--	--	--	23
Total		--	--	--	--	23

It is certified that the workload of History Department for the year 2021-22 as furnished above is correct and is based on the Time Table for 2021-22.

HEAD OF THE DEPARTMENT


PRINCIPAL
Principal
P.E.S. College of Science
Arts & Commerce, MANDYA


P.E.S. College of Science, Arts & Commerce, Mandya-571401.

DETAILS OF GRANT-IN-AID WORK LOAD

PROFORMA - "W"

WORK LOAD OF THE DEPARTMENT : ECONOMICS

YEAR-2021-22

CLASS	Workload per week in respect of each course as prescribed by the University			No. of sections in each course of study	No. of students in each section	Total hours of workload available			
	Theory	Tutorial	Practical			Theory	Tutorial	Practical	Total
I B A- EP	6	-	-	1	25	6	-	-	15
I BA- OpEE/E	6	-	-	1	12	6	-	-	
Open Elective	3	-	-	1	115	3	-	-	
II BA HEP/HES	5	2	-	1	36	5	2	-	7
III BA	5	2	-	1	55	5	2	-	7
III	5	2	-	1	13	5	2	-	7
GE	3	-	-	1	27	3	-	-	3
TOTAL	33	6	-	7	283	33	6	-	39


Principal

P.E.S. College of Science
Arts & Commerce, MANDYA

Details of Theory work-load:

Degree	Year / Class	W/L Per week prescribed in respect of each course by university	No. of section in each course of study	No. of students in each section	Total hr Theory Load
BA	I Year BA-EP	06	01	25	06
	I Year BA EE	06	01	15	06
	Open Lective	03	01	115	03
	II HES, HEP	05	01	36	05
	III HEP	05	01	46	05
	III HES	5	01	22	05
	Open Elective	03	01	15	03
					33

Details of Practical Work Load

Degree	Year / Class	No. of Students studying in the Course	Intake Capacity of Each Lab	No. of Batchers with Reference	No. of hrs. of work Prescribed for each practical Batches	No. of Teachers assigning for each Batch	Total Hour Pract Work
-Not Applicable-							

Details of Tutorial Work Load:

Degree	Year / Class	No. of Students studying in the Course	No. of Group (Batch) for Tutorial Class	No. of Hours of Tutorial Work for each Group/Batch	Total No. Hours of Tutorial Work Load
BA	I Year	36	01	02	02
	II Year	55	01	02	02
	III Year	13	01	02	02
					06

Consolidate Work Load of the Department: 39 Hours

Principal

P.E.S.COLLEGE OF SCIENCE, ARTS & COMMERCE, MANDYA.

PROFORMA -"S"

Assignment of Grant-in-Aid Work Load

Department: ECONOMICS

Year-2021-22

No. of Staff Employed in the Department : 1

Name of the Teacher	Designation as approved by Government	Workload assigned			Grand Total	Balance of Workload
		Theory	Tutorial	Practical		
Shivaramu.V.C.	Associate Professor	16	-	-	16	23
Total		16	-	-	16	23

It is stated that the workload of Economics Department for the year 2021-22 as furnished is Correct and is based on the Time Table for 2021-22.

HEAD OF THE DEPARTMENT

PRINCIPAL

Principal

P.E.S. College of Science
Arts & Commerce, MANDYA

P.E.S. College of Science, Arts & Commerce, Mandya-571401.

DETAILS OF GRANT-IN-AID WORK LOAD

PROFORMA - " W "

WORK LOAD OF THE DEPARTMENT : POLITICAL SCIENCE

YEAR-2021-22

CLASS	Workload per week in respect of each course as prescribed by the University			No. of sections in each course of study	No. of students in each section	Total hours of workload available			
	Theory	Tutorial	Practical			Theory	Tutorial	Practical	Total
I BA	6	-	-	1	20	6	-	-	6
I O.E	3	-	-	1	61	3	-	-	3
II BA	7	-	-	1	28	7	-	-	7
III BA	7	-	-	1	55	7	-	-	7
III BA Generic Elective	3	-	-	1	37	3	-	-	3
TOTAL	26	-	-	5	201	26	-	-	26


Principal
P.E.S. College of Science
Arts & Commerce, MANDYA

Sub:- Political Science

Details of Theory work-load:

Degree	Year / Class	W/L Per week prescribed in respect of each course by university	No. of section in each course of study	No. of students in each section	Total hrs Theory Load
B.A.	I Year BA (E.P)	06	01	20	
	I Year O.E.	03	01	61	
	II Year BA (HEP)	07	01	28	
	III Year BA (HEP)	07	01	55	
	III Year B A (G.E)	03	01	37	

Details of Practical Work Load

Degree	Year / Class	No. of Students studying in the Course	Intake Capacity of Each Lab	No. of Batches with Reference	No. of hrs. of work Prescribed for each practical Batches	No. of Teachers assigning for each Batch	Total of Practical Work Load
							-Not Applicable-

Details of Tutorial Work Load:

Degree	Year / Class	No. of Students studying in the Course	No. of Group (Batch) for Tutorial Class	No. of Hours of Tutorial Work for each Group/Batch	Total No Hours of Tutorial Work Load
					-Not Applicable-

Consolidate Work Load of the Department 26 Hours


Principal
 P.E.S. College of Science
 Arts & Commerce, MANI

P.E.S.COLLEGE OF SCIENCE, ARTS & COMMERCE, MANDYA.

PROFORMA -"S"

Assignment of Grant-in-Aid Work Load

Department: POLITICAL SCIENCE

Year-2021-22

No. of Staff Employed in the Department : 1

Name of the Teacher	Designation as approved by Government	Workload assigned			Grand Total	Balance of Workload
		Theory	Tutorial	Practical		
Shivakumar.M.	Assistant Professor	16	-	-	16	10
Total		16	-	-	16	10

Verified that the workload of Political Science Department for the year 2021-22 as shown above is Correct and is based on the Time Table for 2021-22.

HEAD OF THE DEPARTMENT

PRINCIPAL

Principal
P.E.S. College of Science
Arts & Commerce, MANDYA

P.E.S. College of Science, Arts & Commerce, Mandya-571401.

DETAILS OF GRANT-IN-AID WORK LOAD

PROFORMA - " W "

WORK LOAD OF THE DEPARTMENT : SOCIOLOGY

YEAR-2021-22

CLASS	Workload per week in respect of each course as prescribed by the University			No. of sections in each course of study	No. of students in each section	Total hours of workload available			
	Theory	Tutorial	Practical			Theory	Tutorial	Practical	Total
I BA Open Elective	3	-	-	1	20	3	-	-	3
II BA HES/HSK	5	2	-	1	8+9	5	2	-	7
III Year BA HES	5	2	-	1	13	5	2	-	7
III Year BA GE	1	2	-	1	46	1	2	-	3
TOTAL	14	6	-	4	96	14	6	-	20


Principal
P.E.S. College of Science
Arts & Commerce, MANDYA

Sub:- Sociology

Details of Theory work-load:

Degree	Year / Class	W/L Per week prescribed in respect of each course by university	No. of section in each course of study	No. of students in each section	Total hrs Theory Work Load
BA	I Year BA (Open Elective)	03	1	20	03
	II Year BA, HES/HSK	05	1	8+9	05
	III Year BA HES	05	1	13	05
	III Year BA (GE)	01	1	46	01
					<u>14</u>

Details of Practical Work Load

Degree	Year / Class	No. of Students studying in the Course	Intake Capacity of Each Lab	No. of Batches with Reference	No. of hrs. of work Prescribed for each practical Batches	No. of Teachers assigning for each Batch	Total Hrs Pra Work
							-Not Applicable-

Details of Tutorial Work Load:

Degree	Year / Class	No. of Students studying in the Course	No. of Group (Batch) for Tutorial Class	No. of Hours of Tutorial Work for each Group/Batch	Total Hours Tutorial Load
BA	I BA HES	20	1	2	0
	II BA HES	8+9	1	2	0
	III BA HES	46	1	2	0
	Generic Elective				0

Consolidate Work Load of the Department: 20 Hours


Principal
 P.E.S. College of
 Arts & Commerce

P.E.S. COLLEGE OF SCIENCE, ARTS & COMMERCE, MANDYA.

PROFORMA -^{NS}

Assignment of Grant-in-Aid Work Load

Department: **SOCIOLOGY**

Year-2021-22

No. of Staff Employed in the Department : 1

Name of the Teacher	Designation as approved by Government	Workload assigned			Grand Total	Balance of Workload
		Theory	Tutorial	Practical		
Nataraju	Assistant Professor	12	4	-	16	4
Total		12	4	-	16	4

ified that the workload of Sociology Department for the year 2021-22 as furnished
e is Correct and is based on the Time Table for 2021-22.

HEAD OF THE DEPARTMENT


PRINCIPAL
Principal
P.E.S. College of Science
Arts & Commerce, MANDYA


P.E.S. College of Science, Arts & Commerce, Mandya-571401.

DETAILS OF GRANT-IN-AID WORK LOAD

PROFORMA - "W"

WORK LOAD OF THE DEPARTMENT : PHYSICAL EDUCATION

YEAR-2021-22

CLASS	Workload per week in respect of each course as prescribed by the University			No. of sections in each course of study	No. of students in each section	Total hours of workload available			
	Theory	Tutorial	Practical			Theory	Tutorial	Practical	Total
I Year (HEP+HES)	1	-	3	1	36	1	-	3	4
II BA (HEP+HES)	4	-	2	1	73	4	-	2	6
III BA HEP+HES	-	-	2	1	68	-	-	2	2
I BSc PCM	1	-	3	1	69	1	-	3	4
II BSc PCM	4	-	2	1	78	4	-	2	6
III BSc PCM	-	-	2	1	78	-	-	2	2
I BCom	3	-	9	3	216	3	-	9	12
II BCom	-	-	6	3	207	-	-	6	6
III BCom	-	-	6	3	225	-	-	6	6
TOTAL	13	-	35	15	1050	13	-	35	48

Sub:- Physical Education

Details of Theory work-load:

Degree	Year/ Class	W/L Per week prescribed in respect of each course by university	No. of section in each course of study	No. of students in each section	Total hrs. of Theory Work Load
				36	01
BA	I Year	01	01	73	04
BA	II Year	04	01	69	01
BSc	I Year	01	01	78	04
BSc	II Year	04	01	216	03
B.Com	I Year	01	03		13

Details of Practical Work Load

Degree	Year/ Class	No. of Students studying in the Course	Intake Capacity of Each Lab	No. of Batches with Reference	No. of hrs. of work Prescribed for each practical Batches	No. of Teachers assigning for each Batch	Total No. of Hours of Practical Work Load
					03		03
BA	I Year	36			02		02
BA	II Year	73			02		02
BA	III Year	68			03		03
BSc	I Year	69			02		02
BSc	II Year	78			02		02
BSc	III Year	78			02		04
BCom	I Year	216		03	09		06
BCom	II Year	207		03	02		06
BCom	III Year	225		03	02		35

Details of Tutorial Work Load:

Degree	Year/ Class	No. of Students studying in the Course	No. of Group (Batch) for Tutorial Class	No. of Hours of Tutorial Work for each Group/Batch	Total No. of Hours of Tutorial Work Load

-Not Applicable-

Consolidate Work Load of the Department: 48 Hours

P.E.S.COLLEGE OF SCIENCE, ARTS & COMMERCE, MANDYA.

PROFORMA -"S"

Assignment of Grant-in-Aid Work Load

Department: PHYSICAL EDUCATION



Year-2021-22

No. of Staff Employed in the Department : 2

Name of the Teacher	Designation as approved by Government	Workload assigned			Grand Total	Balance of Workload
		Theory	Tutorial	Practical		
amesha.R.	Physical Education Director	7	-	13	20	8
laheshkumar.K.M.	Physical Education Director	6	-	14	20	-
Total		13	-	27	40	8

ed that the workload of Physical Education Department for the year 2021-22 as
ed above is Correct and is based on the Time Table for 2021-22.

HEAD OF THE DEPARTMENT


PRINCIPAL
Principal
P.E.S. College of Science
Arts & Commerce, MANDYA


DETAILS OF GRANT-IN-AID WORK LOAD

PROFORMA - "W"

LOAD OF THE DEPARTMENT : PHYSICAL EDUCATION

YEAR-2021-22

CLASS	Workload per week in respect of each course as prescribed by the University			No. of sections in each course of study	No. of students in each section	Total hours of workload available			
	Theory	Tutorial	Practical			Theory	Tutorial	Practical	Total
Year HEP+HES	1	-	3	1	36	1	-	3	4
I BA HEP+HES	4	-	2	1	73	4	-	2	6
II BA HEP+HES	-	-	2	1	68	-	-	2	2
III BA HEP+HES	-	-	2	1	69	1	-	3	4
I BSc PCM	1	-	3	1	78	4	-	2	6
II BSc PCM	4	-	2	1	78	-	-	2	2
III BSc PCM	-	-	2	1	216	3	-	9	12
I BCom	3	-	9	3	207	-	-	6	6
II BCom	-	-	6	3	225	-	-	6	6
III BCom	-	-	6	3	1050	13	-	35	48
TOTAL	13	-	35	15					

Sub:- Physical Education

Details of Theory work-load:

Degree	Year/ Class	W/L Per week prescribed in respect of each course by university	No. of section in each course of study	No. of students in each section	Total hrs. of Theory Work Load
BA	I Year	01	01	36	01
BA	II Year	04	01	73	04
BSc	I Year	01	01	69	01
BSc	II Year	04	01	78	04
B.Com	I Year	01	03	216	03
					13

Details of Practical Work Load

Degree	Year/ Class	No. of Students studying in the Course	Intake Capacity of Each Lab	No. of Bachers with Reference	No. of hrs. of work Prescribed for each practical Batches	No. of Teachers assigning for each Batch	Total No. of Hours of Practical Work Load
BA	I Year	36			03		03
BA	II Year	73			02		02
BA	III Year	68			02		02
BSc	I Year	69			03		03
BSc	II Year	78			02		02
BSc	III Year	78			02		02
BCom	I Year	216		03	09		09
BCom	II Year	207		03	02		06
BCom	III Year	225		03	02		06
							35

Details of Tutorial Work Load:

Degree	Year/ Class	No. of Students studying in the Course	No. of Group (Batch) for Tutorial Class	No. of Hours of Tutorial Work for each Group/Batch	Total No. of Hours of Tutorial Work Load

-Not Applicable-

P.E.S.COLLEGE OF SCIENCE, ARTS & COMMERCE, MANDYA.

PROFORMA -"B"

Assignment of Grant-in-Aid Work Load

Department: **PHYSICAL EDUCATION**

Year-2021-22

No. of Staff Employed in the Department : 2

Name of the Teacher	Designation as approved by Government	Workload assigned			Grand Total	Balance of Workload
		Theory	Tutorial	Practical		
Ramesha.R.	Physical Education Director	7	-	13	20	8
Maheshkumar.K.M.	Physical Education Director	6	-	14	20	-
Total		13	-	27	40	8

It is hereby certified that the workload of Physical Education Department for the year 2021-22 as shown above is Correct and is based on the Time Table for 2021-22.

HEAD OF THE DEPARTMENT


PRINCIPAL
Principal
P.E.S. College of Science
Arts & Commerce, MANDYA

PROFORMA-'W'

Statement showing the work-load each department

1. Name of the department: **Kannada**
2. Details of work-load: **Non-Grant-in-Aid- 2021-22**

	W/L Per hr.as prescribed in respect of each course by university	No. of section in each course of study	No. of students in each section	Total hrs.of work-load (Theory available)
DEGREE:				
I BA	06	01	39	
II BA	07	01	19	
III BA	07	01	23	
I B.Com.	04	01	74	
II B.Com	04	01	62	
I BBA	04	01	65	
II BBA	04	01	19	
I B.Sc.	04	01	109	
II B.Sc.	08	02	110	
I BCA	04	01	99	
II BCA	04	01	86	

Work-load in respect of practical classes

CLASSES	No. of Students Studying in The course	Intake Capacity of each Lab	No. of batchers with reference to Col. 2 & 3	No. of hrs.of work Prescribed for each practical classes	Total No. of hrs.of practical work-load available
---------	---	-----------------------------------	---	--	--

DEGREE

Theory classes work-load - **56 hrs.**
 Practical Classes work-load- **hrs**
Total... 56 hrs

No. of Staff employed and the assignment of work.

Name of the teacher Sri/smt	Designation as approved	Date of appointment	Work-load assigned		Grand total
			Theory Degree	Practical Degree	
1. C.Chandrashekar	Assistant Professor	27-07-1998	16		16
2. Deepa.K.C.	Assistant Professor	09-09-2014	16		16
3. Nandeeshkumar.M.S.	Assistant Professor	22-01-2016	16		16
4. Vathsala.D.P.	Assistant Professor	11-11-2021	08		08
					56

Certified that the work-load of 2021-22 of the Department of Kannada furnished above is correct
 & is based on the time-table for 2021-2022.

HEAD OF THE DEPARTMENT)

Countersigned by the Principal

Principal
 P.E.S. College of Science
 Arts & Commerce, MANDYA

PROFORMA-'W'

Statement showing the work-load each department

- Name of the department: **English**
- Details of work-load: **Non-Grant-in-Aid- 2021-22**

	W/L Per hr.as prescribed in respect of each course by university	No. of section in each course of study	No. of students in each section	Total hrs. of work-load (Theory available)
DEGREE:				
I BA (HSK, HEE, HKF)	03	01	35	03
II BA	03	01	32	03
III BA (Opt)	06	01	26	06
I B.Sc.	04	02	87	08
II B.Sc.	04	02	65	08
I B.Com. (D)	04	01	73	04
II B.Com. (D)	04	01	62	04
II BCA	04	01	92	04
I BCA	04	01	101	04
I BBA	04	01	56	04
II BBA	03	01	21	04
I BA (Open Elective)	03	01	-	03
				55

Work-load in respect of practical classes

CLASSES	No. of Students Studying in The course	Intake Capacity of each Lab	No. of batchers with reference to Col. 2 & 3	No. of hrs. of work Prescribed for each practical classes	Total No. of hrs. of practical work-load available
---------	---	-----------------------------------	---	---	---

DEGREE

Theory classes work-load - **55 hrs.**

Practical Classes work-load- **hrs**

Total... 55 hrs

No. of Staff employed and the assignment of work.

Name of the teacher Sri/smt	Designation as approved	Date of appointment	Work-load assigned		Grand total
			Theory Degree	Practical Degree	
1. Santhoshkumar.M.	Assistant Professor	01-08-2021	11		11
2. Vinutha.V.	Assistant Professor	18-08-2018	10		10
3. Chaithanya.S.R.	Assistant Professor	28-01-2021	11		11
4. Bhavani.P.M.	Assistant Professor	22-07-2019	11		11
5. Shruthi.G.S.	Assistant Professor	17-10-2020	10		10
6. Manutha.D.	Assistant Professor		02		02
					55

Certified that the work-load of 2021-22 of the Department of English furnished above is correct & is based on the time-table for 2021-2022.

HEAD OF THE DEPARTMENT)

Countersigned by the Principal

Principal

P.E.S. College of Science
Arts & Commerce, MANDYA

PROFORMA-'W'

Statement showing the work-load each department

1. Name of the department: **Commerce & Management**
2. Details of work-load: **Non-Grant-in-Aid- 2021-22**

	W/L Per hr. as prescribed in respect of each course by university	No. of section in each course of study	No. of students in each section	Total hrs. of work-load (Theory available)
DEGREE:				
1 st B.Com.	15	1	69	15
2 nd B.Com.	16	1	69	16
3 rd B.Com.	27	1	69	27
1 st BBA	15	1	69	15
2 nd BBA	18	1	69	18
3 rd BBA	40	1	69	40
				<u>131</u>

Work-load in respect of practical classes

CLASSES	No. of Students Studying in The course	Intake Capacity of each Lab	No. of batchers with reference to Col. 2 & 3	No. of hrs. of work Prescribed for each practical classes	Total No. of hrs. of practical work-load available
. DEGREE					

Theory classes work-load - 131 hrs.

No. of Staff employed and the assignment of work.

Name of the teacher Sri/smt	Designation as approved	Date of appointment	Work-load assigned		Grand total
			Theory Degree	Practical Degree	
1. Sowmya.H.M.	Assistant Professor	09-07-2015	16		16
2. Sahana.G.N.	Assistant Professor	23-07-2015	16		16
3. Shruthi.H.K.	Assistant Professor	21-07-2016	16		16
4. Mary Aishwarya	Assistant Professor	21-06-2018	16		16
5. Shashikala.D.C.	Assistant Professor	22-07-2019	16		16
6. Afza.M.	Assistant Professor	16-12-2019	16		16
7. Kiran.A.S.	Assistant Professor	01-01-2021	16		16
8. Bhargavi S Babu	Assistant Professor	01-01-2021	16		16
9. Kavya.C.R.	Assistant Professor	15-11-2021	03		03
					<u>131</u>

Certified that the work-load of 2021-22 of the Department of Commerce & Management furnished above is correct & is based on the time-table for 2021-2022.

HEAD OF THE DEPARTMENT)

Countersigned by the Principal
Principal

P.E.S. College of Science
Arts & Commerce, MANDYA

PROFORMA-'W'

Statement showing the work-load each department

1. Name of the department: **Physics**
2. Details of work-load: **Non-Grant-in-Aid- 2021-22**

	W/L Per hr as prescribed in respect of each course by university	No. of section in each course of study	No. of students in each section	Total hrs. of work-load (Theory available)
DEGREE:				
II B.Sc.	04	01	89	04
II B.Sc.	03+02	01	110	05
				<u>09</u>

Work-load in respect of practical classes

CLASSES	No. of Students Studying in The course	Intake Capacity of each Lab	No. of batchers with reference to Col. 2 & 3	No. of hrs. of work Prescribed for each practical classes	Total No. of hrs. of practical work-load available
DEGREE:					
II B.Sc.	89	30	03	04	3X8=24
III B.Sc.	100	28	04	04	4X8=32
					<u>56</u>

Theory classes work-load - **09 hrs.**
 Practical Classes work-load- **56 hrs**
 Total... **65 hrs**

No. of Staff employed and the assignment of work.

Name of the teacher Sri/smt	Designation as approved	Date of appointment	Work-load assigned		Grand total
			Theory Degree	Practical Degree	
1. Sathisha.S.	Assistant Professor	07-01-2015	03	17	20
2. Pramod.H.M.	Assistant Professor	04-07-2017	03	17	20
3. Poornashree.M.S.	Assistant Professor	08-08-2018	04	16	20
4. Nisharga.K.S.	Assistant Professor	27-07-2016	03	02	05
					<u>65</u>

Certified that the work-load of 2021-22 of the Department of Physics furnished above is correct & is based on the time-table for 2021-2022.

HEAD OF THE DEPARTMENT

Countersigned by the Principal

Principal
 P.E.S. College of Science
 Arts & Commerce, MANDYA

PROFORMA-'W'

Statement showing the work-load each department

- Name of the department: **Chemistry**
- Details of work-load: **Non-Grant-in-Aid- 2021-22**

	W.L. Per hr as prescribed in respect of each course by university	No. of section in each course of study	No. of students in each section	Total hrs of work-load (Theory available)
DEGREE:				04
I B.Sc.	04	01	30	04
I B.Sc.	04	01	95	06
II B.Sc.	04+02	01	111	

Work-load in respect of practical classes

CLASSES	No. of Students Studying in The course	Intake Capacity of each Lab	No. of batches with reference to Col. 2 & 3	No. of hrs of work Prescribed for each practical classes	Total No. of hrs of practical work-load available
DEGREE					08
I B.Sc.	30		01	04X2	24
II B.Sc.	95		03	04X2	24
III B.Sc.	111		03	04X2	56

Theory classes work-load - 14 hrs.
Practical Classes work-load- 56 hrs
Total... 70 hrs

No. of Staff employed and the assignment of work.

Name of the teacher Sri/smt	Designation as approved	Date of appointment	Work-load assigned		Grand total
			Theory Degree	Practical Degree	
1. Abhinandan.K.P.	Assistant Professor	18-06-2018	06	14	20
2. Yashaswini.C.	Assistant Professor	21-06-2018	04	16	20
2. Chaitanya.N.B.	Assistant Professor	23-12-2019	06	14	20
6. Chaithra.B.S.	Assistant Professor			10	10
					70

Certified that the work-load of 2021-22 of the Department of Chemistry furnished above is correct & is based on the time-table for 2021-2022.

HEAD OF THE DEPARTMENT)

Countersigned by the Principal

Principal
P.E.S. College of Science
Arts & Commerce, MANDYA

PROFORMA-'W'

Statement showing the work-load each department

1. Name of the department: **Mathematics**
2. Details of work-load: **Non-Grant-in-Aid- 2021-22**

	W/L Per hr.as prescribed in respect of each course by university	No. of section in each course of study	No. of students in each section	Total hrs.of work-load (Theory available)
DEGREE:				
I B.Sc.	01		28	04
II B.Sc.	01		79	04
III B.Sc.	01		100	<u>03+02</u>
				<u>13</u>

Work-load in respect of practical classes

CLASSES	No.of Students Studying in The course	Intake Capacity of each Lab	No.of batchers with reference to Col. 2 & 3	No.of hrs.of work Prescribed for each practical classes	Total No.of hrs.of practical work-load available
DEGREE					
I B.Sc.	28	27	01	3X2	06
II B.Sc.	79	26	03	3X3	09
III B.Sc.	100	33	03	3X3	<u>09</u>
					<u>24</u>

Theory classes work-load - **13 hrs.**
 Practical Classes work-load- **24 hrs**
 Total... **37 hrs**

No.of Staff employed and the assignment of work.

Name of the teacher Sri/smt	Designation as approved	Date of appointment	Work-load assigned		Grand total
			Theory Degree	Practical Degree	
1. Puneethkumar.B.S.	Assistant Professor	10-07-2014	04	18	22
2. Deepika.K.	Assistant Professor	16-08-2017	04	18	22
3. Sindhu.M.N.	Assistant Professor	29-07-2017	04	18	22
4. Parvathi.Y.B.	Assistant Professor		01	01	<u>02</u>
					<u>68</u>

Certified that the work-load of 2021-22 of the Department of Mathematics furnished above is correct & is based on the time-table for 2021-2022.

HEAD OF THE DEPARTMENT)

Countersigned by the Principal

Principal

P.E.S. College of Science
Arts & Commerce, MANDYA

PROFORMA-'W'

Statement showing the work-load each department

1. Name of the department: **Botany**
2. Details of work-load: **Non-Grant-in-Aid- 2021-22**

	W/L Per hr.as prescribed in respect of each course by university	No.of section in each course of study	No.of students in each section	Total hrs.of work-load (Theory available)
DEGREE:				
I B.Sc. (Main Subject)	04 hrs/week	01	43	04
I B.Sc.(Open Elective)	03 hrs/week	01	41	03
II B.Sc.	04 hrs/week	01	63	04
III B.Sc. (D-SEB)	04 hrs/week	01	59	04
III B.Sc. (SEC)	04 hrs/week	01	59	<u>02</u>
				<u>17</u>

Work-load in respect of practical classes

CLASSES	No.of Students Studying in The course	Intake Capacity of each Lab	No.of batchers with reference to Col. 2 & 3	No.of hrs.of work Prescribed for each practical classes	Total No.of hrs.of practical work-load available
DEGREE					
I B.Sc.	43	19-30	2(B)X2(P)X2(1)	04	12
II B.Sc.	63	19-30	2(B)X2(P)X2(T)	04	16
III B.Sc.	59	19-30	2(B)X2(P)2(T)	04	<u>16</u>
					<u>44</u>

Theory classes work-load - **17 hrs.**

Practical Classes work-load- **44 hrs**

Total... **61 hrs**

No.of Staff employed and the assignment of work.

Name of the teacher Sri/smt	Designation as approved	Date of appointment	Work-load assigned		Grand total
			Theory Degree	Practical Degree	
1. Indhushree.R.	Assistant Professor	16-01-2013	05	17	22
2. Anitha.C.N.	Assistant Professor	28-12-2017	04	18	22
3. Chethana.S.	Assistant Professor		03	10	<u>13</u>
					<u>57</u>

Certified that the work-load of 2021-22 of the Department of Botany furnished above is correct & is based on the time-table for 2021-2022.

HEAD OF THE DEPARTMENT)

Countersigned by the Principal
Principal

P.E.S. College of Science
Arts & Commerce, MANDYA

PROFORMA-'W'

Statement showing the work-load each department

1. Name of the department: **BCA**

2. Details of work-load: **Non-Grant-in-Aid- 2021-22**

	W/L Per hr.as prescribed in respect of each course by university	No.of section in each course of study	No.of students in each section	Total hrs of work-load (Theory available)
DEGREE:				
I BCA	09			
II BCA	14	01	99	09
III BCA.	18	01	91	14
		01	84	18
				41

Work-load in respect of practical classes

CLASSES	No.of Students Studying in The course	Intake Capacity of each Lab	No.of batchers with reference to Col. 2 & 3	No.of hrs.of work Prescribed for each practical classes	Total No.of hrs. of practical work-load available
DEGREE:					
I BCA	99				
II BCA	91		04	04X3X2X2	48
III BCA	84		3.5	3.5X3X2X2	42
			3.0	3.0X3X2+	42
					132

Theory classes work-load - **41 hrs.**

Practical Classes work-load- **132 hrs**

Total... **173 hrs**

No. of Staff employed and the assignment of work.

Name of the teacher Sri/smt	Designation as approved	Date of appointment	Work-load assigned		Grand total
			Theory Degree	Practical Degree	
1. Suneetha.H.V.	Assistant Professor	14-12-2018	00		
2. Rochana.G.S.	Assistant Professor	15-06-2019	00	08	08
3. Nischitha.C.Y.	Assistant Professor	16-12-2019	04	09	09
4. Chaithra.N.T.	Assistant Professor	27-11-2020	06	11	13
5. Anusha.M.N.	Assistant Professor	27-11-2020	01	16	22
6. Spoorthi.T.S.	Assistant Professor	27-11-2020	05	11	12
7. Rajani.K.C.	Assistant Professor	15-11-2021	05	17	22
8. Puneethashree.H.S.	Assistant Professor	30-11-2020	05	11	16
9. Mounashree.S.K.	Assistant Professor	15-11-2021	06	17	22
				14	20
					144

Certified that the work-load of 2021-22 of the Department of BCA furnished above is correct & is based on the time-table for 2021-2022.

HEAD OF THE DEPARTMENT

Countersigned by the Principal

Principal

P.E.S. College of Science
Arts & Commerce, MANDYA

PROCESSED

Statement showing the work load each department

1. Name of the department **Zoology**
 2. Name of work load **Non Grant in-Aid 2021-22**

Wt. Per hr. as prescribed in respect of each course in university	No of section in each course of study	No of students in each section	Total hrs of work load (Theory available)
--	---	-----------------------------------	--

XXXXXX	04	01	26	04
i B.Sc.	04	01	63	04
ii B.Sc.	04	01	30	06
iii B.Sc.				<u>14</u>

Work load in respect of practical classes

CLASSES	No of Students Studying in the course	Intake Capacity of each Lab	No of teachers with reference to Col 2 & 3	No of hrs of work Prescribed for each practical classes	Total No of hrs of practical work load available
XXXXXX	26	22	01	04x1x2	08
i B.Sc.	26	22	02	04x2x2	16
ii B.Sc.	63	22	02	04x2x2	16
iii B.Sc.	30	22			<u>40</u>

Theory classes work-load = 14 hrs.
 Practical Classes work-load = 40 hrs
 Total = 54 hrs

No. of Staff employed and the assignment of work.

Name of the teacher Sisam	Designation as approved	Date of appointment	Work-load assigned		Grand total
			Theory Degree	Practical Degree	
1. Anusha K J.	Assistant Professor	04-07-2017	06	14	20
2. Jyothi H N.	Assistant Professor	03-08-2019	06	14	20
3. Chaitra M K.	Assistant Professor	09-11-2021	02	12	14
					<u>54</u>

Certified that the work-load of 2021-22 of the Department of Zoology furnished above is correct & is based on the time-table for 2021-2022.

Countersigned by the Principal

Principal

PE-3, College of Science
 Arts & Commerce, MANDYA

HEAD OF THE DEPARTMENT)

PROFORMA-'W'

Statement showing the work-load each department

1. Name of the department: **Computer Science**
2. Details of work-load: **Non-Grant-in-Aid- 2021-22**

	W/L Per hr.as prescribed in respect of each course of study by university	No. of section in each course	No. of students in each section	Total hrs. of work-load (Theory available)
DEGREE:				
I B.Sc.	04	01	55	04
II B.Sc.	04	01		04
III B.Sc.	04+01	01		05
				<u>13</u>

Work-load in respect of practical classes

CLASSES	No. of Students Studying in The course	Intake Capacity of each Lab	No. of batchers with reference to Col. 2 & 3	No. of hrs. of work Prescribed for each practical classes	Total No. of hrs. of practical work-load available
DEGREE:					
I BCA	55		02	02X04X2	16
II BCA			02	02X03X2	12
III BCA			02	02X03X2+2X2X2	20
					<u>48</u>

Theory classes work-load - **13 hrs.**

Practical Classes work-load- **48 hrs**

Total... **61 hrs**

No. of Staff employed and the assignment of work.

Name of the teacher Sri/smt	Designation as approved	Date of appointment	Work-load assigned		Grand total
			Theory Degree	Practical Degree	
1. Suneetha.H.V.	Assistant Professor	14-12-2018	04	08+02	14
2. Nischitha.C.Y.	Assistant Professor	16-12-2019	01	04+02	07
3. Rajani.K.C.	Assistant Professor	15-11-2021	00	04+02	06
4. Rochana.G.S.	Assistant Professor	15-06-2019	04	06+03	13
5. Anusha.M.N.	Assistant Professor	27-11-2020	04	06	10
6. Mounashree.S.K.	Assistant Professor	15-11-2021	00	02	02
					<u>52</u>

Certified that the work-load of 2021-22 of the Department of Computer Science furnished above is correct & is based on the time-table for 2021-2022.

HEAD OF THE DEPARTMENT

Countersigned by the Principal

Principal

P.E.S. College of Science
Arts & Commerce, MANDYA

PROFORMA-'W'

Statement showing the work-load each department

1. Name of the department: **Environmental Studies**
2. Details of work-load: **Non-Grant-in-Aid- 2021-22**

	W/L Per hr as prescribed in respect of each course by university	No. of section in each course of study	No. of students in each section	Total hrs. of work-load (Theory available)
a) DEGREE:				03
I BA (HSK, HEE, HKF)	03	01	55	03
I BCA	03	01	99	03
I B.Sc 'A' (PCM, PMCs)	03	01	76	03
I B.Sc. 'B' (CBZ)	03	01	58	02
I B.Com. A	03	01	62	02
II B.Com B	03	01	64	<u>16</u>

CLASSES	No. of Students Studying in The course	Intake Capacity of each Lab	No. of batchers with reference to Col. 2 & 3	No. of hrs. of work Prescribed for each practical classes	Total No. of hrs. of practical work-load available
Work-load in respect of practical classes					
DEGREE					

Theory classes work-load - 16 hrs.

No. of Staff employed and the assignment of work.

Name of the teacher Sri/smt	Designation as approved	Date of appointment	Work-load assigned		Grand total
			Theory Degree	Practical Degree	
1. Bhavya.H.S.	Assistant Professor	12-07-2011	16	--	16

Certified that the work-load of 2021-22 of the Department of Environmental Studies furnished above is correct & is based on the time-table for 2021-2022.

HEAD OF THE DEPARTMENT)

Countersigned by the Principal
Principal
P.E.S. College of Science
Arts & Commerce, MANDYA

PROFORMA-'W'

Statement showing the work-load each department

1. Name of the department: **History**
2. Details of work-load: **Non-Grant-in-Aid - 2021-22**

	W/L Per hr.as prescribed in respect of each course by university	No.of section in each course of study	No.of students in each section	Total hrs.of work-load (Theory available)
a) DEGREE:				
I BA			40	06
II BA HEE, HSK, HKF			28	06
III BA HEE			31	07
B.Sc. Open elective			95	<u>03</u>
				<u>22</u>

Work-load in respect of practical classes

CLASSES	No.of Students Studying in The course	Intake Capacity of each Lab	No.of batchers with reference to Col. 2 & 3	No.of hrs.of work Prescribed for each practical classes	Total No.of hrs.of practical work-load available
1. DEGREE					

Theory classes work-load - **22 hrs.**
 Practical Classes work-load- **hrs**
 Total... **22 hrs**

No.of Staff employed and the assignment of work.

Name of the teacher Sri/smt	Designation as approved	Date of appointment	Work-load assigned		Grand total
			Theory Degree	Practical Degree	
1. David Shantharaju	Assistant Professor	16-12-2005	16	--	16
2. Rashmi.M.S.	Assistant Professor	16-12-2005	06	--	06

Certified that the work-load of 2021-22 of the Department of History furnished above is correct
 & is based on the time-table for 2021-2022.

HEAD OF THE DEPARTMENT)

Countersigned by the Principal

Principal

P.E.S. College of Science
 Arts & Commerce, MANDYA

PROFORMA-'W'

Statement showing the work-load each department

1. Name of the department: **Economics**
2. Details of work-load: **Non-Grant-in-Aid- 2021-22**

	W/L Per hr.as prescribed in respect of each course by university	No. of section in each course of study	No. of students in each section	Total hrs. of work-load (Theory available)
DEGREE:				
II BA (HEE)	07	01	11	07
III BA (HEE)	07	01	31	07
				<u>14</u>

Work-load in respect of practical classes

CLASSES	No. of Students Studying in The course	Intake Capacity of each Lab	No. of batchers with reference to Col. 2 & 3	No. of hrs. of work Prescribed for each practical classes	Total No. of hrs. of practical work-load available
DEGREE					

Theory classes work-load - **14 hrs.**
Practical Classes work-load- hrs
 Total... **14 hrs**

No. of Staff employed and the assignment of work.

Name of the teacher Sri/smt	Designation as approved	Date of appointment	Work-load assigned		Grand total
			Theory Degree	Practical Degree	
1. K. Jayaramu	Assistant Professor	01-12-1993	07	-	07
2. Girish.R.	Assistant Professor	12-07-2011	07	-	07
					<u>14</u>

Certified that the work-load of 2021-22 of the Department of Economics furnished above is correct & is based on the time-table for 2021-2022.

HEAD OF THE DEPARTMENT)

Countersigned by the Principal

Principal
 P.E.S. College of Science
 Arts & Commerce, MANDYA

PROFORMA-'W'

Statement showing the work-load each department

1. Name of the department: **Folklore**
2. Details of work-load: **Non-Grant-in-Aid- 2021-22**

	W/L Per hr.as prescribed in respect of each course by university	No. of section in each course of study	No. of students in each section	Total hrs. of work-load (Theory available)
DEGREE:				
I B.A. (HKF)	06	1	23	06
II B.A.(HKF)	06	1	09	06
III B.A.(HKF)	07	1	08	07
				<u>19</u>

Work-load in respect of practical classes

CLASSES	No. of Students Studying in The course	Intake Capacity of each Lab	No. of batchers with reference to Col. 2 & 3	No. of hrs. of work Prescribed for each practical classes	Total No. of hrs. of practical work-load available
DEGREE					

Theory classes work-load - **19 hrs.**
Practical Classes work-load- **hrs**
 Total... **19 hrs**

No. of Staff employed and the assignment of work.

Name of the teacher Sri/smt	Designation as approved	Date of appointment	Work-load assigned		Grand total
			Theory Degree	Practical Degree	
1. Mariyaiah.S.H.	Assistant Professor	08-08-1996	16	-	16

Extra 03 Hours Work load

**Certified that the work-load of 2021-22 of the Department of Folklore furnished above is correct
 & is based on the time-table for 2021-2022.**

HEAD OF THE DEPARTMENT)

Countersigned by the Principal
 Principal
 P.E.S. College of Science
 Arts & Commerce, MANDYA

PROFORMA-'W'

Statement showing the work-load each department

1. Name of the department: **Physical Education**
2. Details of work-load: **Non-Grant-in-Aid- 2021-22**

	W/L Per hr.as prescribed in respect of each course by university	No. of section in each course of study	No. of students in each section	Total hrs. of work-load (Theory available)
DEGREE:				
I BCom. D	01	01		01
I BBA	01	01		01
I BSc 'B'	01	01		01
I BCA	01	01		01
				<u>04</u>

CLASSES	No. of Students Studying in The course	Intake Capacity of each Lab	No. of batchers with reference to Col. 2 & 3	No. of hrs. of work Prescribed for each practical classes	Total No. of hrs. of practical work-load available
Work-load in respect of practical classes					
DEGREE					
I BCom				03	03
I BBA				03	03
I BSc				03	03
I BCA				03	03
					<u>12</u>

Theory classes work-load - **04 hrs.**
 Practical Classes work-load- **12 hrs**
 Total... **16 hrs**

No. of Staff employed and the assignment of work.

Name of the teacher Sri/smt	Designation as approved	Date of appointment	Work-load assigned		Grand total
			Theory Degree	Practical Degree	

Management Employee

Certified that the work-load of 2021-22 of the Department of Physical Education furnished above is correct & is based on the time-table for 2021-2022.

HEAD OF THE DEPARTMENT)

Countersigned by the Principal

Principal
 P.E.S. College of Science
 Arts & Commerce - MANDYA